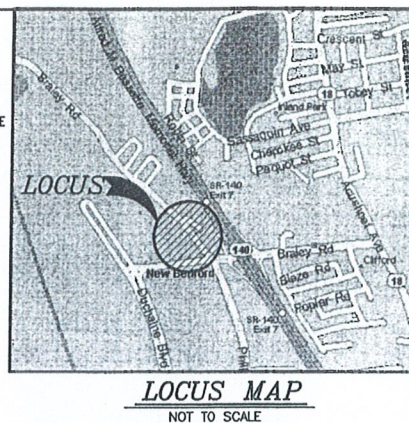


LEGEND

- PROPERTY LINE
- EXISTING GUARDRAIL
- EXISTING CHAIN LINK FENCE
- EXISTING UTILITY POLE
- EXISTING TREE LINE
- EXISTING TREES
- EDGE OF BORDERING VEGETATED WETLANDS
- PROPOSED SOLID WHITE LANE LINE
- PROPOSED BUILDING ENTRANCE
- PROPOSED GUARDRAIL

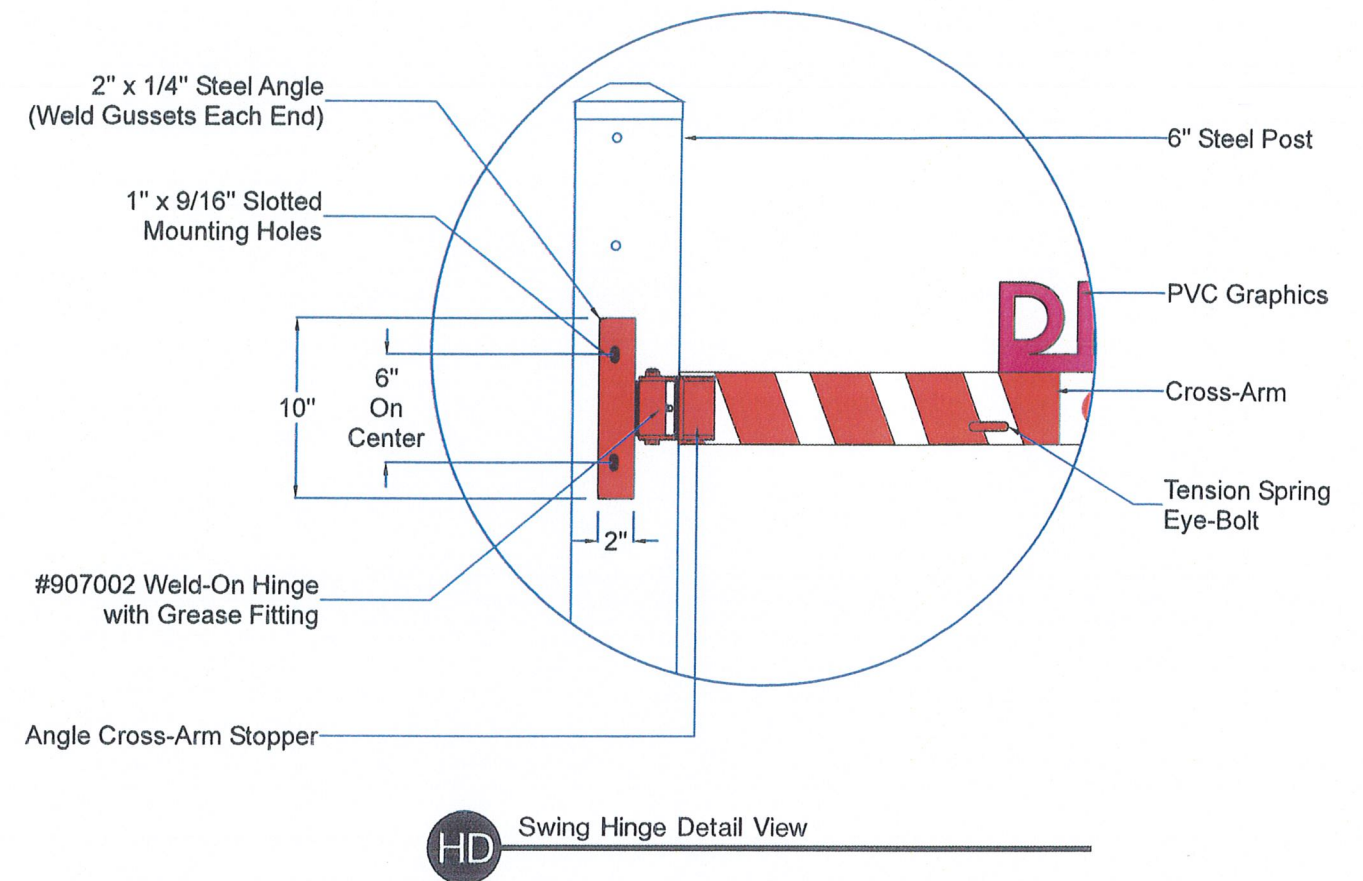

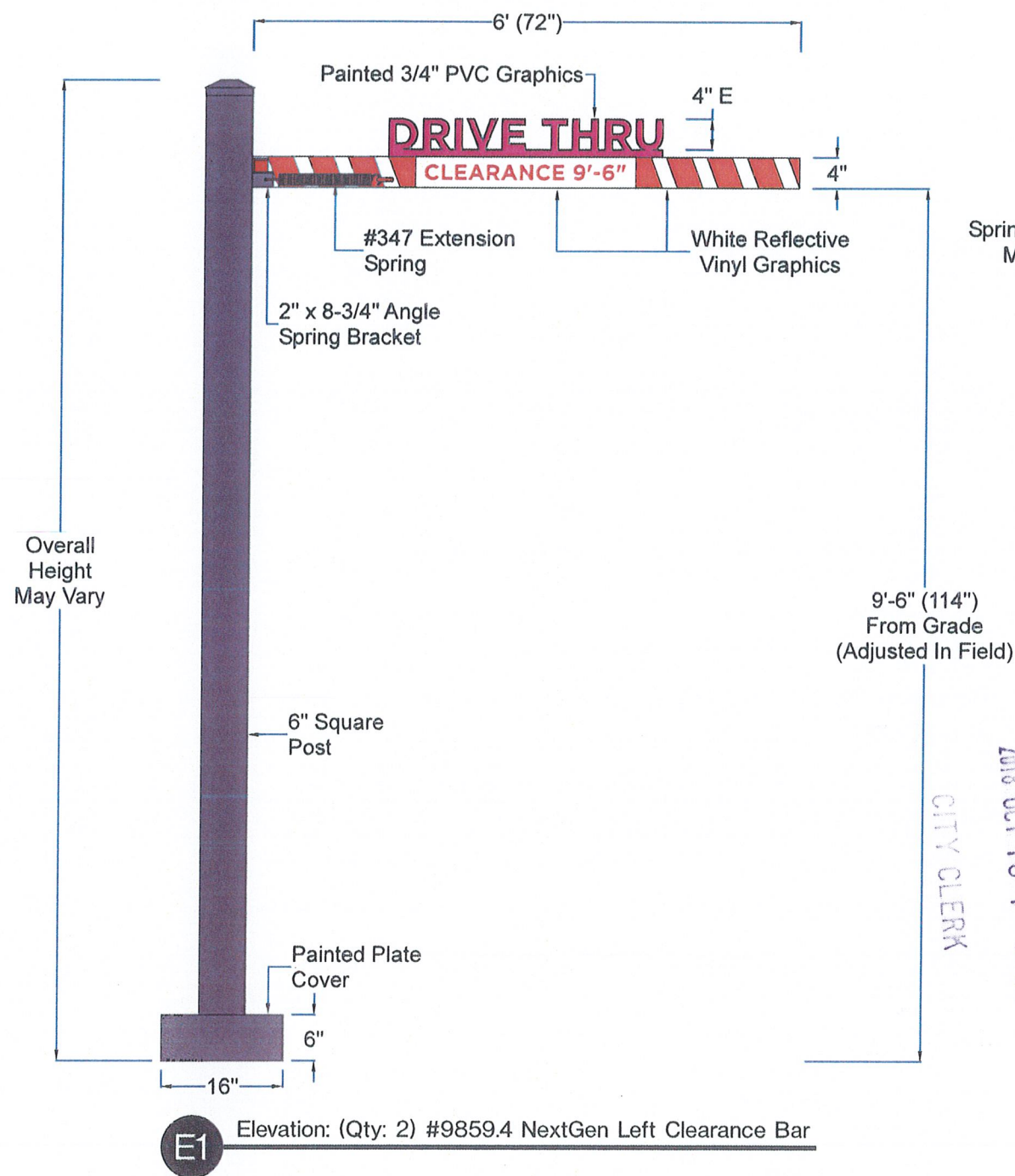


- NOTES:**
- I HEREBY CERTIFY THAT THE PROJECT AS DESIGNED MEETS THE APPLICABLE PROVISIONS OF THE AMERICANS WITH DISABILITIES ACT (ADA) AND THE MASSACHUSETTS ARCHITECTURAL ACCESS BOARD.
 - DRIVEWAY PERMIT SUBJECT TO TRAFFIC COMMISSION APPROVAL.
 - PERMITS FOR SIDEWALK, DRIVEWAYS, WATER & SEWER MUST BE OBTAINED FROM THE DEPARTMENT OF PUBLIC INFRASTRUCTURE ENGINEERING DIVISION.
 - ANY MINOR MODIFICATIONS (AS DETERMINED BY THE CITY PLANNER AND CITY ENGINEER) TO THE INFORMATION SHOWN ON THE APPROVED SITE PLANS SHALL BE SUBMITTED TO THE CITY PLANNER AND CITY ENGINEER AS A MINOR PLAN REVISION FOR APPROVAL PRIOR TO THE WORK BEING PERFORMED.
 - ANY WORK AND MATERIAL WITHIN THE CITY RIGHT-OF-WAY SHALL CONFORM TO THE CITY OF NEW BEDFORD REQUIREMENTS.
 - ALL EROSION CONTROL MEASURES SHALL BE IN PLACE PRIOR TO CONSTRUCTION.
 - ALL PAVEMENT MARKINGS AND SIGNS SHALL CONFORM TO MUTCD REQUIREMENTS.
 - TRAFFIC COMMISSION APPROVAL OF CURB CUTS GRANTED ON AUGUST 23, 2017.

Project: PROPOSED CONVENIENCE STORE / GAS STATION 209 THEODORE RICE BLVD. NEW BEDFORD, MASSACHUSETTS		Client: SOUTH COAST DEVELOPMENT, LLC		Drawing Title: SITE LAYOUT	
Scale: 1"=20'		Date: AUGUST 15, 2017		Revision Description	
Drawn: NAD/AJC		Checked: SDG		No.	
Approved: SDG		Sheet: 1 of 12		1	
Drawing Number: SL-1		Revision 1		2	
Revision 2		3		4	
5		6		7	
8		9		10	
11		12		13	
14		15		16	
17		18		19	
20		21		22	
23		24		25	
26		27		28	
29		30		31	
32		33		34	
35		36		37	
38		39		40	
41		42		43	
44		45		46	
47		48		49	
50		51		52	
53		54		55	
56		57		58	
59		60		61	
62		63		64	
65		66		67	
68		69		70	
71		72		73	
74		75		76	
77		78		79	
80		81		82	
83		84		85	
86		87		88	
89		90		91	
92		93		94	
95		96		97	
98		99		100	

SITEC, Inc.
449 Flanders Corner Road
New Bedford, MA 01905
(508) 998-4125
FAX (508) 998-7554
WWW.SITEC-ENGINEERING.COM

Acad No. NB 16-6434 SLDWG
File No. 16-6434

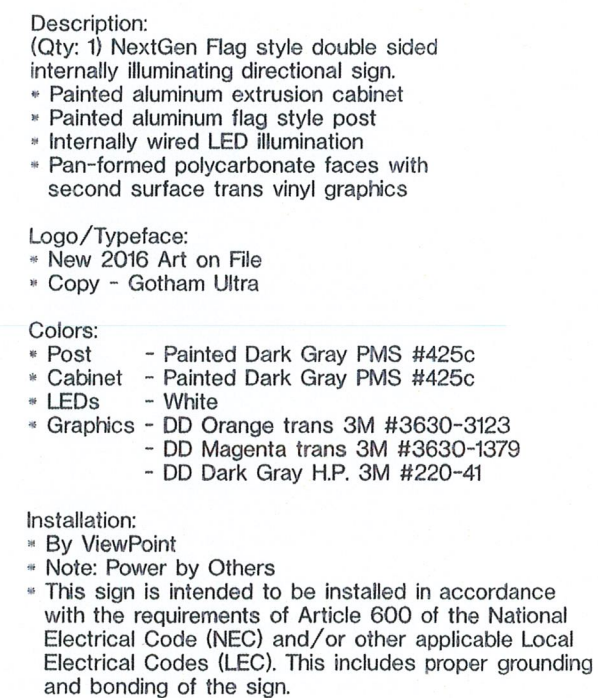


Description:
 (Qty: 2) NextGen style non-illuminating clearance bars.
 * Painted steel post and extension arm
 * Painted 3/4" PVC "Drive Thru" graphics mounted to extension arm
 * 1st surface applied White reflective vinyl "Clearance" and stripe graphics on extension arm
 * Painted hinge bracket & stopper
 * Painted tension spring
 * Pre-drilled advancement holes on post to allow for height clearance changes
 * Painted mounting plate covers

Typeface:
 * Drive Thru - Gotham Bold
 * Clearance - Gotham Bold

Colors:
 * Post - Painted DD Dark Gray PMS#425c (BM Raccoon Fur #2126-20)
 * Spring Bracket - Painted DD Dark Gray PMS#425c (BM Raccoon Fur #2126-20)
 * Arm - Painted DD Orange PMS#165c
 * Spring - Painted DD Orange PMS#165c
 * Arm Swivel - Painted DD Orange PMS#165c
 * Arm Plate - Painted DD Orange PMS#165c
 * Bolt & Plate Cover - Painted DD Dark Gray PMS#425c (BM Raccoon Fur #2126-20)
 * Hinge & Stopper - Painted DD Orange PMS#165c
 * 3/4" PVC Graphics - Painted DD Magenta #219c
 * Clearance Graphics - White Reflective 3M #280-10

Installation:
 * By ViewPoint



S1 Side View

Customer Approval Acct. Manager Approval Production Approval