

15 ELIZABETH DRIVE
ROCHESTER, MA 02770

N/F LIBERIO DasSOARES, JR.
1333 MAIN STREET
ACUSHNET, MA 02743

PROPOSED 6'
STOCKADE FENCE
(TYP.)

S 80°22'01" E

182.25'

SNOW DISPOSAL

CONCRETE CURB (TYP.)

BITUMINOUS CONCRETE SURFACE

PROPOSED
COMMERCIAL
BUILDING #2
600 SF

GATE

R=3'

8'

9'

9'

9'

9'

(TYP.)

22'


20'

MAP 108 - LOT 41
JOSE P. & MARIA P. DEMELO
147 BELLEVILLE ROAD
NEW BEDFORD, MA 02745


N 08°30'45" E
85.96'

BITUMINOUS CONCRETE SURFACE

9'
(TYP.)





5




42.97'

S 09°37'45" W

R=20'
R=20'



8



CONCRETE SIDEWALK (TYP.)

52'-6"

"Handicap Parking"
SIGN

PROPOSED COMMERCIAL
BUILDING #1
1,680 SF

GRANITE CURB (TYP.)
NEW C
SID

N 80°22'15" W

112.35'

CHAIN LINK
FENCE (TYP.)

CONCRETE SIDEWALK