



# City of New Bedford Office of Housing & Community Development FY 2022 ANNUAL CAPER


## Consolidated Annual Performance and Evaluation Report

The Annual CAPER is based on fiscal year data in accordance with guidance provided by the U.S. Department of Housing and Urban Development (HUD) in order to annually summarize the performance of entitlement communities in administering federal Community Development Block Grant (CDBG), HOME Investment Partnership (HOME) and Emergency Solutions Grant (ESG) Programs. In New Bedford, the city's administering entity is the Office of Housing and Community Development (OHCD). CAPER highlights are more fully described in the City's CAPER available online at <https://www.newbedford-ma.gov/housing-community-development/>.


### Housing Priorities


 The goal of increasing the inventory of safe, affordable housing and providing direct financial assistance to homebuyers was exceeded. The City achieved over **137%** of its program year goal.

 The goal of improving the condition of Housing through rehab was exceeded for both rental units and homeowner housing. The City achieved **180%** of its program year goal.

 The goal of providing tenant-based rental assistance, emergency shelter, homeless prevention resources and street outreach to those experiencing homelessness was exceeded by **427%**.

### Non-Housing Priorities

 The goal of providing public service activities benefiting those with low-moderate incomes (other than housing benefits) was exceeded by over **3,200%**.

 The goal of expanding economic development opportunities was met. The City achieved **100%** of its target for jobs created/retained.

 The goal of providing public facility and park activities benefiting those with low-moderate incomes (other than housing benefits) was exceeded by over **36,000%**.

### Racial Composition



Percent of families assisted with CDBG, HOME and ESG funding who identified as White.



Percent of families assisted with CDBG, HOME and ESG funding who identified as Black or African American.



Percent of families assisted with CDBG, HOME and ESG funding who identified as Other Multi-Racial.

### Ethnic Composition



Percent of families assisted with CDBG, HOME and ESG funding who identified as Hispanic

**“All programs and activities have come to fruition as the result of an active public process and community input to ensure maximized opportunities for low and moderate income individuals and families, young and old, throughout the City of New Bedford.”**

### CDBG FUNDS WERE USED FOR...

- PUBLIC FACILITIES** Rehabilitation of buildings - handicapped accessibility
- PUBLIC SERVICES** Recreation, health, counseling, case management for youth, seniors and those at risk
- PARK IMPROVEMENTS** Park improvements (playground equipment, landscaping, lighting, etc.) in eligible census tracts
- HOUSING & REHAB PROJECTS** Assistance for emergency repairs, housing accessibility improvements, lead paint and general rehab assistance
- ECONOMIC DEVELOPMENT** Job creation activities, storefront facade improvements, micro-enterprise development

### ESG FUNDS WERE USED FOR...

- EMERGENCY SHELTERS** Operating funds to ensure day-to-day availability of shelter for those in crisis
- RAPID REHOUSING** Funding to ensure those on the precipice of homelessness are supported and kept from becoming homeless
- HOMELESS PREVENTION** Quick, short-term funding assistance for households to get them into housing quickly
- HOME FUNDS WERE USED FOR...**
  - FIRST TIME HOMEBUYERS** Downpayment and closing cost assistance, rehabilitation and gap funding
  - HOME RENTAL HOUSING** Assistance to developers in creating housing for low to moderate income individuals and families
  - HOME CHDO DEVELOPMENT** Providing a 15% set aside to assist designated Community Housing Development Organizations (CHDOs) in New Bedford that create affordable housing.

